




# Upbeat – Apace Plus



**A junior tower system comprising of:**

- Square Tower (2.8m)
- 3 x Square Towers (1.9m)
- Stainless Steel Wide Slide (1.9m)
- Tube Slide (2.8m)
- Inverted Climber (1.9m)
- Climbing Wall (1.9m)
- Rope Ramp (1.9m)
- Inclusive Access
- Ring Crawl Tunnel
- Tunnel
- Net Tunnel (1.9m)
- Bridge
- Inclined Bridge
- Inclined Net Pit
- Rope Weaver
- Lookout Tower
- Square Tower Roof
- Upbeat Seat
- Bubble Play Panel
- Ball Blast Play Panel
- Ball Maze Play Panel

-  Option A-  
Dark Blue/Yellow
-  Option B-  
Purple/Lime Green
-  Option C-  
Green  
(Shown)

**Code – JB/APC/\*1**

<b>Age</b>
5-12 years
<b>Materials</b>
Laminated Timber
Compact Grade Laminate (CGL)
Galvanised or Painted Mild Steel
Nylon Steel Cored Rope
LLDPE Tube Slide
Stainless Steel Wide Slide
Various Plastic Mouldings

## Technical Information

### Equipment Dimensions

Length / Width / Height **12.6m x 8.2m x 5.3m**

### Surfacing and Area Required

Recommended Minimum Space  
L/W/H **16.3m x 11.6m x 6.5m**

Max Gradient of Ground **1 in 50**

Free Height of Fall **2.8m**

Impact Area **102.59m<sup>2</sup>**

Synthetic Area  
(i.e. EPDM / Wet Pour / Synthetic Grass etc.) **101.85m<sup>2</sup>**

Loosefill at 350mm  
(i.e. Bark / Cushionfall / Sand) **46m<sup>3</sup>**

GrassLok Tiles **126m<sup>2</sup>**

### Installation Information

Steel Ground Fixed

Surface Fixed  
(if different)

Installation Time **2 Person(s) 20 Hour(s)**

Overall Weight **3183kg**

Heaviest Part **95kg**

Largest Part **3.5m x 2.2m x 2.2m**

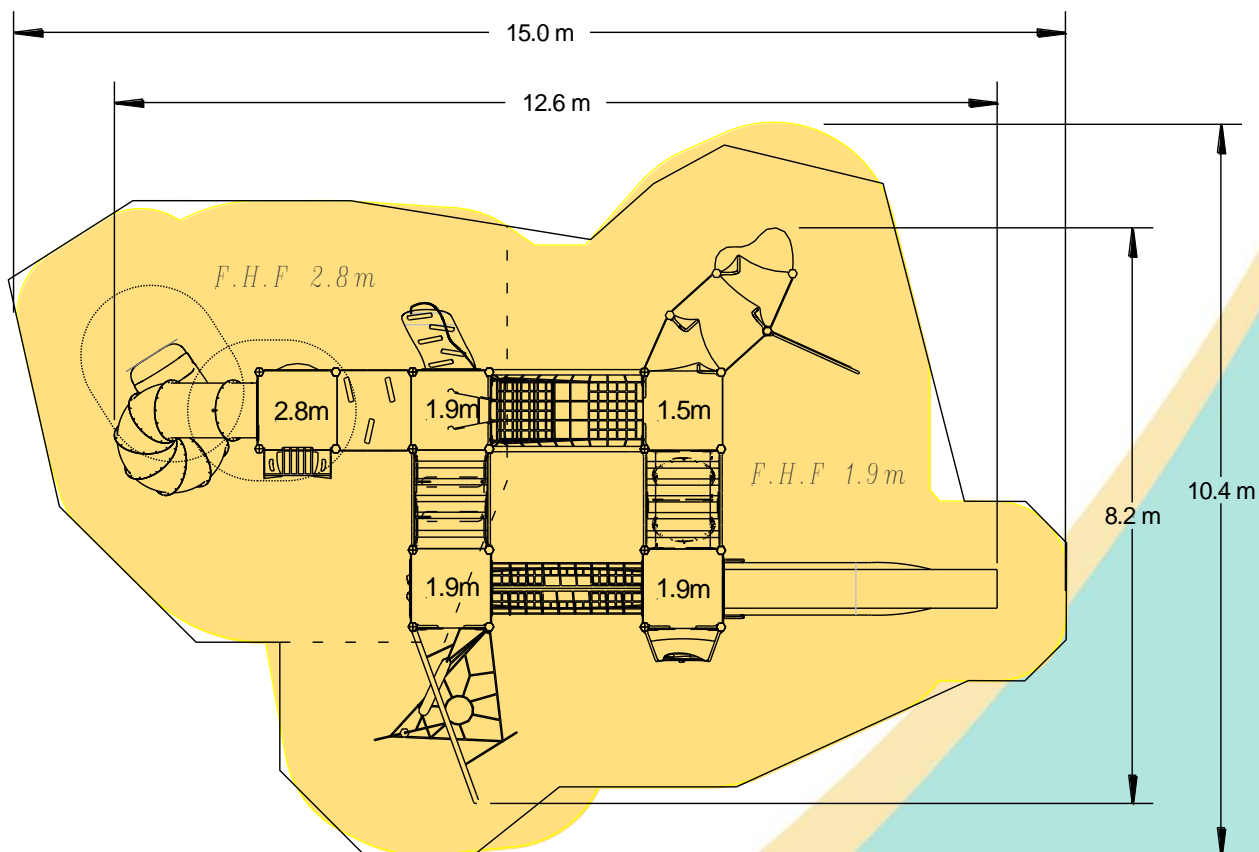
Longest Part **4.6m**

Concrete Required **2.0m<sup>3</sup>**

Certified to EN 1176

[Click here for more information & downloads](#)





[Click here for more information & downloads](#)

